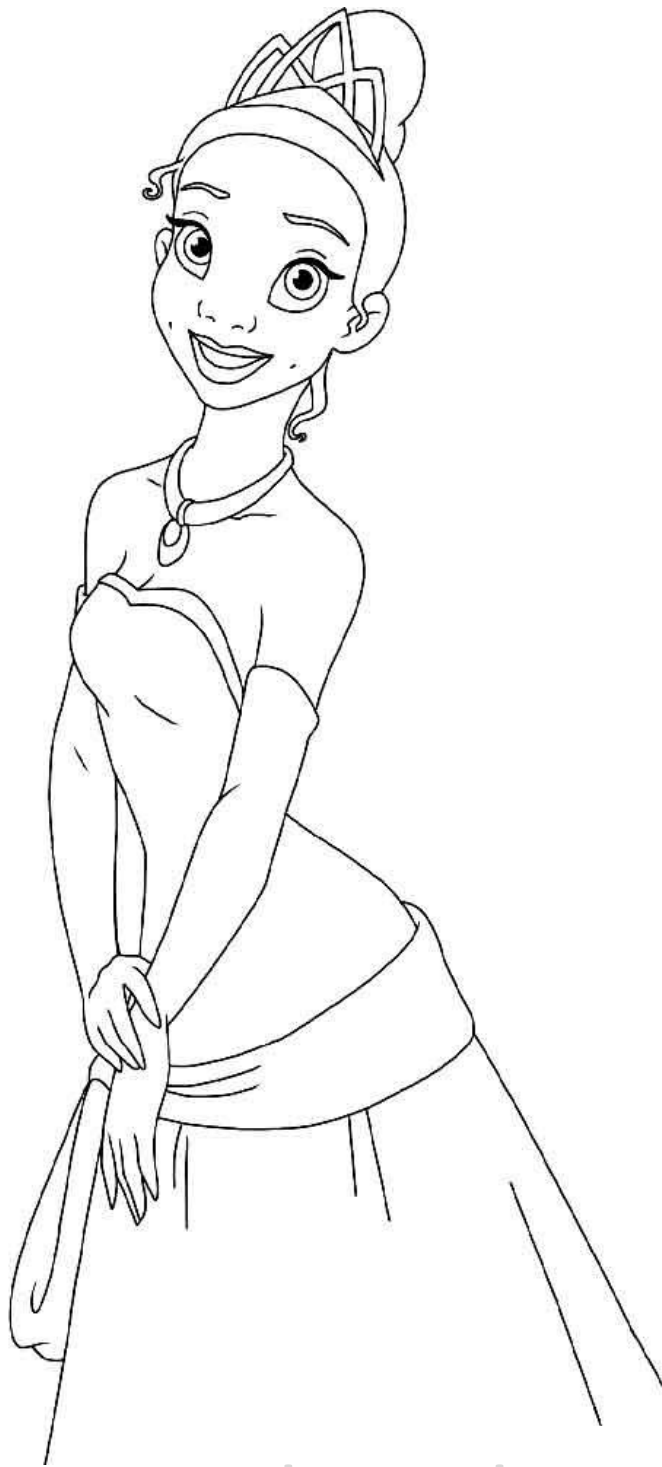


Tiana



Creative and Hardworking

She sets about her work vigorously;
her arms are strong for her tasks.

Proverbs 31:17

Princess Math



How many do you see?

Tiana _____

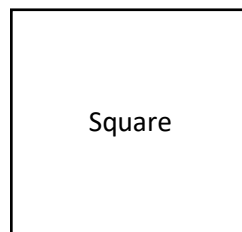
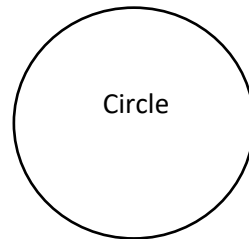
Naveen _____

Frog _____

Firefly _____

Put a circle around each of the humans

Put a square around each of the animals





I can be Creative and Hardworking like
Tiana

Activities

Bake Tiana's Famous Beignets (or maybe just cookies...)



This recipe is from Disney's "The Princess and the Frog Tiana's Cookbook Recipes for Kids"

Minutes to Prepare: 25

Minutes to Cook: 45

Number of Servings: 15

Ingredients

3 Cups King Arthur Flour Unbleached All-Purpose Flour.
1/3 Cup Granulated sugar.
2 tsp Baking powder.
0.5 tsp Baking Soda.
0.5 tsp Kosher salt, coarse, Morton.
0.5 Nutmeg, ground.
1 Cup buttermilk.
1/3 Cup water.
1 large Egg, fresh.
0.5 tsp Vanilla Extract.
Canola oil for frying
0.5 Cup C&H Confectioners Powdered Sugar.

Directions

DIRECTIONS: (makes 15 two inch square Beignets)

1. In a medium bowl, combine 2 3/4 cups of the flour with the sugar, baking powder, baking soda, salt, and nutmeg. Whisk everything together.
2. In a large bowl, whisk together the buttermilk, water, egg, and vanilla extract. Stir in the flour mixture from Step 1.
3. Use some of the remaining flour to dust your work surface. Place the dough on it and pat it into a large 1/2 -inch-thick square. Dust the top with more flour if it gets sticky. Next, slice the dough into 2 1/2 -inch squares.
4. Now it's time to fry the beignets—be sure to ask an adult to help you! Heat 2 inches of vegetable oil in a heavy saucepan on the stovetop until the temperature reaches 325° on a deep-fat thermometer. Check the temperature every so often while cooking. If it gets too hot, temporarily turn the heat down, or off.
5. Carefully drop 3 dough squares at a time into the hot oil. Fry them for 3 minutes, turn them over, and continue frying for 3 more minutes. Use a slotted spoon to transfer the beignets to a wire rack set atop paper towels to drain. Dust the beignets with confectioners' sugar, and enjoy!

Number of Servings: 15

Lily Pad Hop Scotch

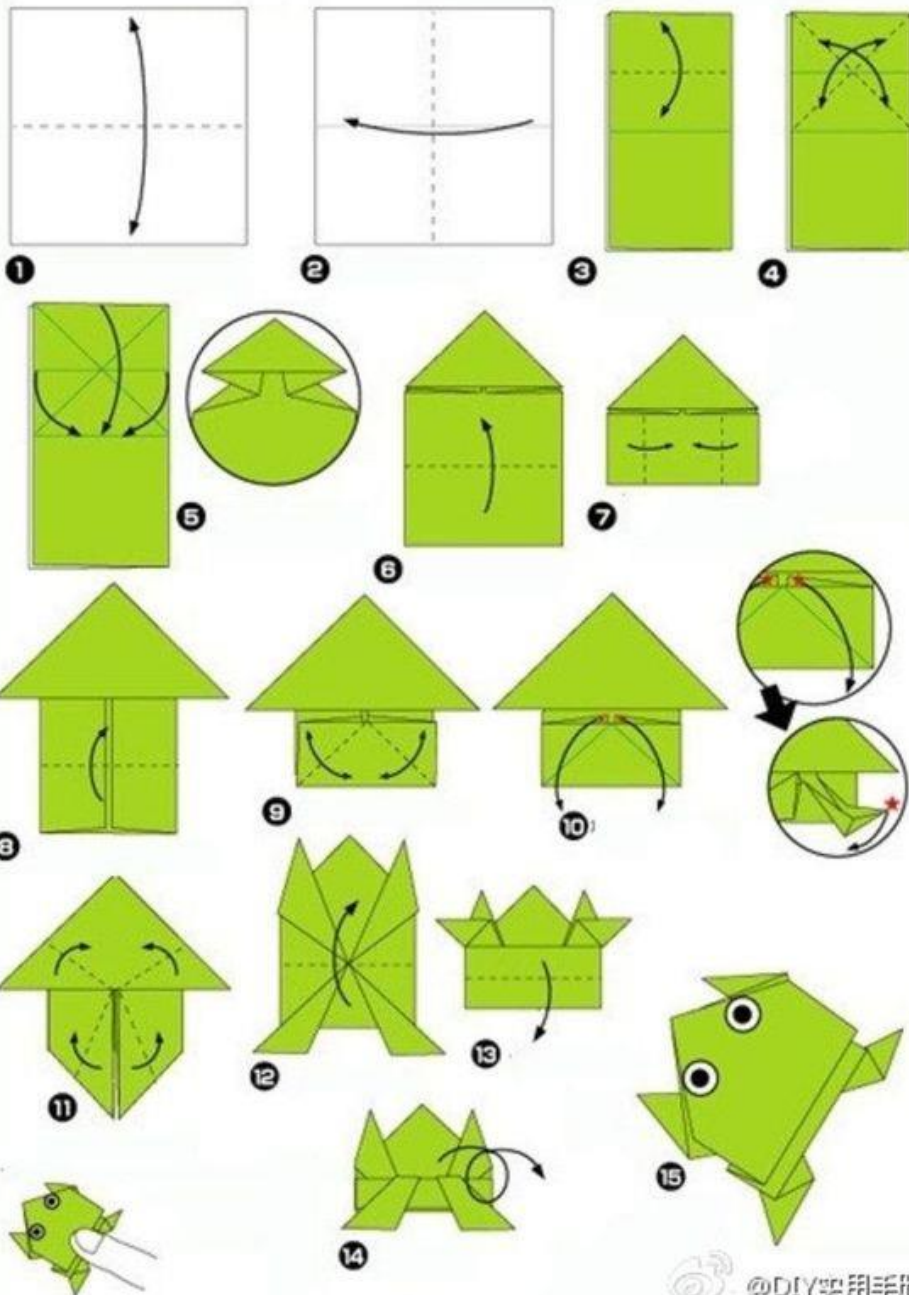



Paper bag Frog Puppets (Pinterest)



Learn verse – Proverbs 31:17

Origami Jumping Frog



D

L

B


H

J

Fr



og



Princess Training – Week Three – Tiana

Thank you for downloading the Tiana packet. The intent of these printables is for home use. Please do not sell the worksheets. There are links on the website twelveoaksschoolhouse.com for items and books we used to accompany our lessons. If you do choose to purchase these items, I would appreciate you using the links on the site. I take no credit for the images I use. They are either on-line clip art I modified or drawings from my son, Sky Bott. He asks that I mention his YouTube page here, MrSkyPanda. It's a family friendly page. I'm especially proud of his Candyworld episodes.

If you really enjoy the Hero and Princess Training, please consider donating on my website.

Kendra Bott

twelveoaksschoolhouse.com

