




The Last Supper 1498



One of the many Flying machine ideas da Vinci had, using a spring-loaded airscrew



Self Portrait 1512

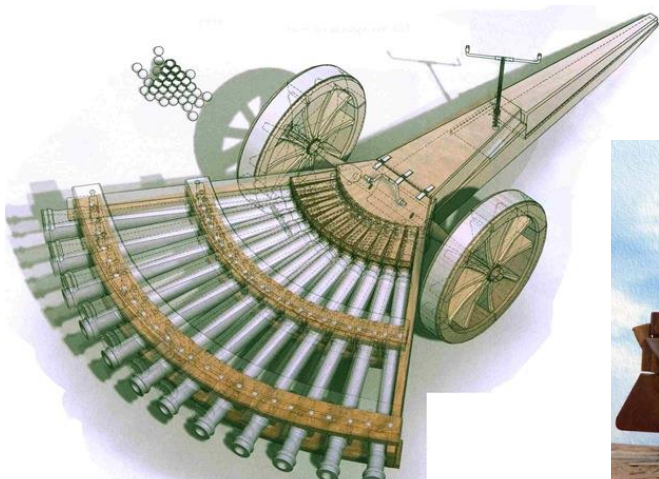
**Leonardo da Vinci**  
Inventor, Artist, Scientist  
Born April 15, 1452 in Anchiano, Italy  
Died May 2, 1519 in Cloux, France  
Fun Fact: Leonardo wrote all he observed and sketched many of his ideas in his notebooks. He was left-handed, so to write everything quickly, he used mirror writing.




Mona Lisa 1517



**Vitruvian Man 1490**  
Da Vinci drew many sketches of the human body, even examining dead bodies to figure out the structure of bones, muscles and organs.



Multi-barreled cannon or "machine gun"



Paddleboat / Warship

## Book List:

*I Am Leonardo Da Vinci* by Meltzer, Brad

*Monday With A Mad Genius* by Osborne, Mary Pope

*Leonardo Da Vinci; A Nonfiction Companion to Monday With A Mad Genius* by Osborne, Mary Pope

*Leonardo Da Vinci* by Krensky, Stephen

*13 Artists Children Should Know* by Wenzel, Angela

## Websites:


<http://poulwebb.blogspot.com/2013/05/leonardo-da-vinci-part-1.html>

[https://en.wikipedia.org/wiki/Leonardo\\_da\\_Vinci](https://en.wikipedia.org/wiki/Leonardo_da_Vinci)

## Activities:

1. Make a Chalk drawing of the Vitruvian Man
2. Draw a Self Portrait
3. Mona Lisa color-by-number -  
[https://www.teacherspayteachers.com/Product/Color-by-Numbers-Famous-Paintings-20-Pack-2066592?item\\_group\\_id=PG\\_2066592](https://www.teacherspayteachers.com/Product/Color-by-Numbers-Famous-Paintings-20-Pack-2066592?item_group_id=PG_2066592)
4. Practice Mirror Writing (backwards writing, that you can see read clearly in a mirror)
5. Keep a notebook of all your new ideas
6. Put together a model of one of da Vinci's inventions -  
[https://www.amazon.com/Edu-Toys-Leonardo-Vinci-Paddle-Boat/dp/B003XMADPE/ref=sr\\_1\\_9?dchild=1&keywords=davinci+model&qid=1603391140&sr=8-9](https://www.amazon.com/Edu-Toys-Leonardo-Vinci-Paddle-Boat/dp/B003XMADPE/ref=sr_1_9?dchild=1&keywords=davinci+model&qid=1603391140&sr=8-9)





## Art Appreciation ~ Leonardo da Vinci

Thank you for downloading the Leonardo da Vinci Study Guide. All of the curriculum on my website is intended for home use. There are Amazon Affiliated links on my site of any books or supplies I mention. If you decide to buy any of them, please use the links on my website. I take no credit for most of the images I use. It's either on-line clip art or pictures that I may or may not modify, or drawings from my son, Sky Bott. He asks that I mention his YouTube channel, MrSkyPanda. It's a family friendly channel. I'm especially proud of the CandyWorld Episodes.

If you really enjoy Twelve Oaks Schoolhouse curriculum and printables, consider donating on the website.

[twelveoaksschoolhouse.com](http://twelveoaksschoolhouse.com)

*Kendra Bott*