



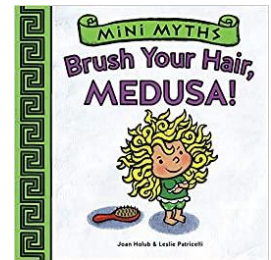
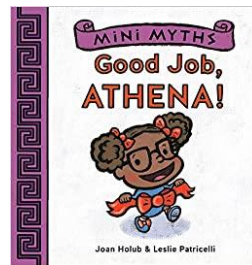

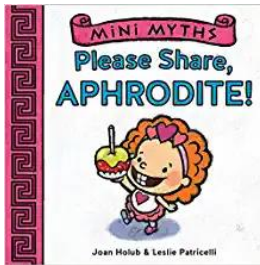


Feature Story Lesson Guide

Mini Myths

By, Joan Hubb and Leslie Patricelli

Mini Myths introduce youngsters to the old Greek stories. Each one is about a different kid that represents a hero or god from Greek Mythology. At the back of each book is a short telling of the original story.



Songs

Head Shoulders Knees and Toes

Head, Shoulders, Knees and Toes, Knees and Toes
Head, Shoulders, Knees and Toes, Knees and Toes
Eyes and Ears, a Mouth and Nose
Head, Shoulders Knees and Toes, Knees and Toes
(put your hands on each body part as you name it)


Twinkle Twinkle Little Star

Twinkle twinkle Little Star, how I wonder
what you are
Up above the world so high
Like a diamond in the sky
Twinkle twinkle little star
How I wonder what you are

Activities

1. Color page (below)
2. Look for constellations
3. Make constellation tubes - <http://www.literaryhoots.com/2015/05/constellations-astronomy-for-kids.html>
4. Make a boat for Oddyseus (printout below)
5. Make Yellow Paintings (Midas)
6. Make cupcakes or candied apples (Pandora, Aphrodite)
7. Make paper airplanes or fly a kite (Icarus)
8. Build with blocks (Hercules)
9. Learn to tie shoes (Athena)
10. Play hair salon with dolls (Medusa)
11. Check out the Mythology Study Guides from twelveoaksschoolhouse.com, though made for older students, much can be learned. - <https://twelveoaksschoolhouse.com/mythology/>

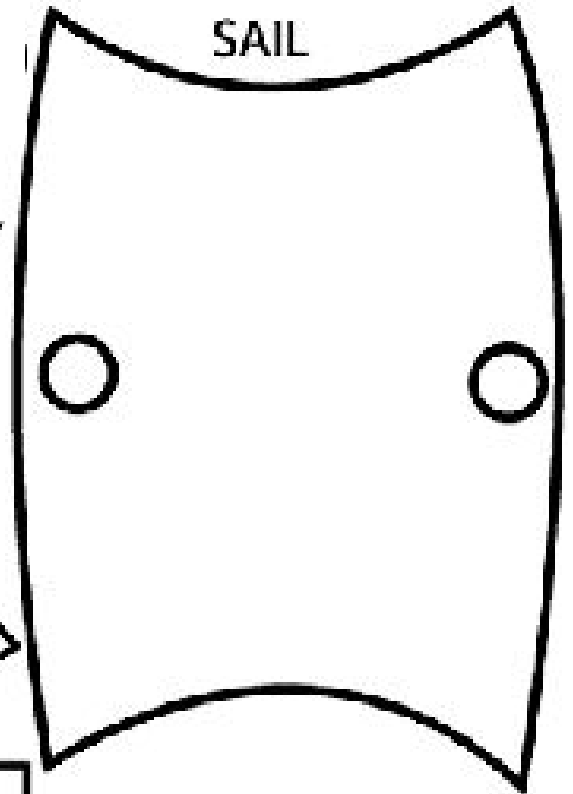
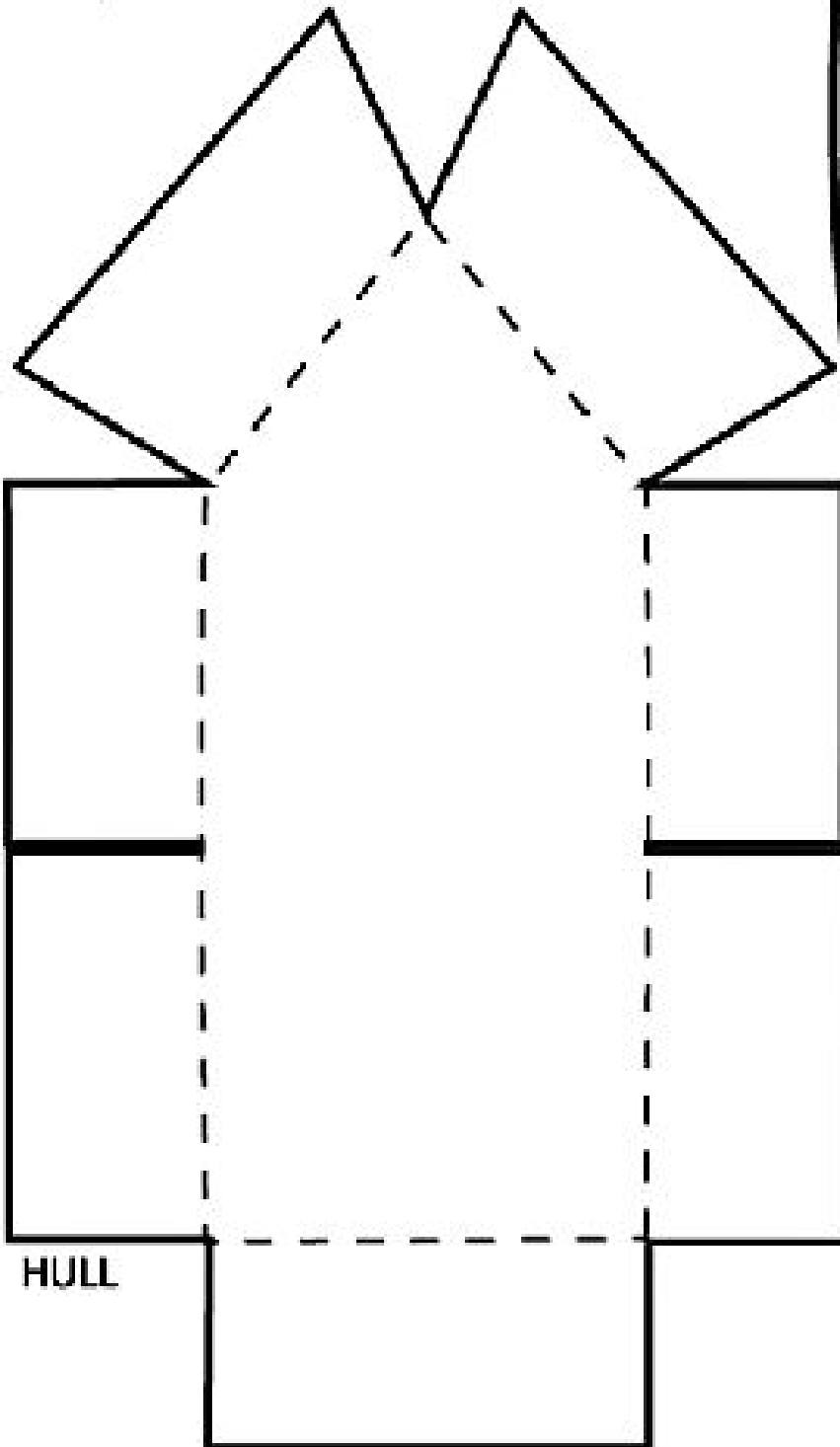





Mini Myths

Odysseus's Boat

1. Decorate the ship's hull and sail with Crayola® Crayons. If you rub a lot of crayon wax on the bottom and sides of the hull, the ship could float in water.



2. Cut out the hull and fold up along the dotted lines. Use tape to connect the flaps together.
3. Cut out the sail. With a hole punch, punch a hole in the top and bottom of the sail. Slide a straw through the holes.
4. Attach the bottom of the straw to the inside of the hull with glue, tape, or Model Magic®.



Feature Stories and Fairy Tales ~ Mini Myths

Thank you for downloading the Mini Myths Lesson Guide. All of the curriculum on my website is intended for home use. There are Amazon Affiliated links on my site of any books or supplies I mention. If you decide to buy any of them, please use the links on my website. I take no credit for most of the images I use. It's either on-line clip art or pictures that I may or may not modify, or drawings from my son, Sky Bott. He asks that I mention his YouTube channel, MrSkyPanda. It's a family friendly channel. I'm especially proud of the CandyWorld Episodes.

If you really enjoy Twelve Oaks Schoolhouse curriculum and printables, consider donating on the website. twelveoaksschoolhouse.com

Kendra Bott