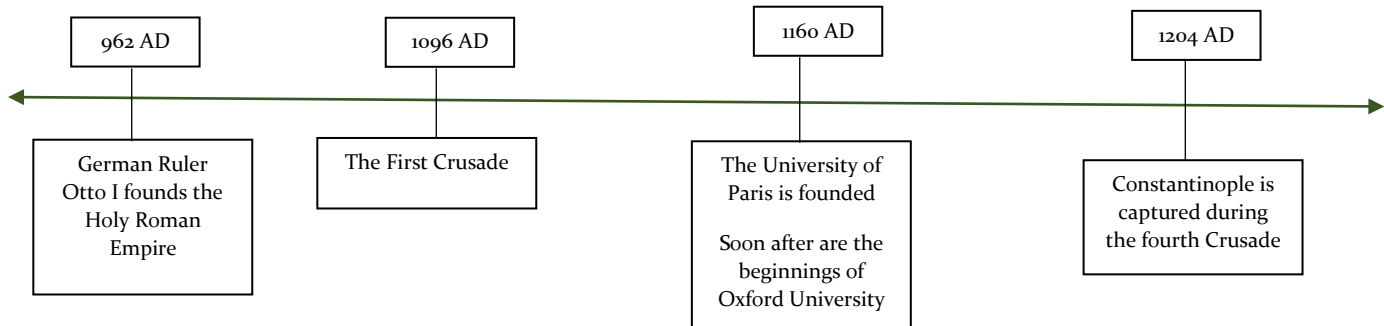





Romanesque

The Art of Faith



The Romanesque movement in Europe happened around 1000AD – 1200AD. Meaning “Roman-like” the Romanesque architecture was similar to Roman design with columns and arches, however the paintings and sculptures of this time were very different than Roman style art. Romanesque paintings and sculptures mostly depicted stories from the Bible and therefore decorated many churches across Europe.

Websites/ You Tube videos:

[Romanesque art - Wikipedia](#)

[Romanesque art | Britannica](#)

[Romanesque art - ancientarthistory2 \(google.com\)](#)

[\(2\) Art History 4 Kids: Romanesque - YouTube](#)

Books:

13 Art Movements Children Should Know By, Brad Finger

History of Art for Young People By, HW Janson

A Journey Through Art; A Global History By, Aaron Rosen

Romanesque Art: The Visual Encyclopedia of Art By, The Scala Group

Romanesque Art By, Ulrike Laule




Activities:

1. Make a Romanesque Pop-up Cathedral - [Romanesque pop-up Cathedral \(arteascuola.com\)](http://arteascuola.com)



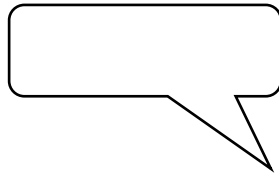
2. The Tower of Pisa was built during the 12th century and is considered Romanesque style. Make your own version of this famous leaning tower using cardboard oatmeal boxes, craft foam or even toilet paper rolls




3. Romanesque paintings were not realistic looking. They were flat and brightly colored, almost cartoon-ish. Many times they depicted Biblical stories. Below is a comic book template. Use it to draw a Romanesque style comic of a Bible story. David and Goliath, Moses parting the Red Sea, the Nativity...
4. Stained-Glass is used in many churches to show Romanesque style art. Try your own stained-glass craft. Use this video for a real stained-glass DIY – [\(2\) Stained Glass For Beginners - 3 FEATHERS - YouTube](#) or try a faux stained glass project with help from this site - [Faux Stained Glass Window Art Silhouette ~ Practical Whimsy Designs](#)
5. Romanesque art color page (below)

Romanesque Comic

By, _____







Art Appreciation – Romanesque

Thank you for downloading the Romanesque Study Guide. All of the curriculum on my website is intended for home use. There are Amazon Affiliated links on my site of any books or supplies I mention. If you decide to buy any of them, please use the links on my website. I take no credit for most of the images I use. It's either on-line clip art or pictures that I may or may not modify, or drawings from my son, Sky Bott. He asks that I mention his YouTube channel, MrSkyPanda. It's a family friendly channel. I'm especially proud of the CandyWorld Episodes.

If you really enjoy Twelve Oaks Schoolhouse curriculum and printables, consider donating on the website.

twelveoaksschoolhouse.com

Kendra Bott