

Romanticism

Nature's Beauty Emphasized



The Wanderer above the Sea of Fog
by Caspar David Friedrich



The Course of Empire. Desolation
by Thomas Cole

Wreckers—Coast of Northumberland, with a Steam-Boat Assisting a Ship off Shore
by Joseph Mallord William Turner, between 1833 and 1834



Events during the Romantic Era

1790 - 1850

(1760 – 1830) The Industrial Revolution

(1824) Beethoven composes his 9th Symphony

(1872) Yellowstone becomes the first US National Park

Book List:

13 Art Movements Children Should Know by Brad Finger

Romanticism; Movements in Art by Jessica Gunderson

Websites:

[Chemistry and Art: Romanticism Art - Fun Kids - the UK's children's radio station \(funkidslive.com\)](http://funkidslive.com)

[Romantic Era: Art – romanticcc \(wordpress.com\)](http://romanticcc.wordpress.com)

[Neoclassicism and Romanticism | Boundless Art History \(lumenlearning.com\)](http://lumenlearning.com)

Activities:

1. Watch this Youtube video about the Romantic Movement and its cultural effects in history and the modern age - [\(36\) HISTORY OF IDEAS - Romanticism - YouTube](#)
2. Thomas Cole was known for his beautiful landscapes, some of places seen from his own eyes, and others imagined. Study Thomas Cole and his paintings. Go on a nature walk yourself and be inspired by nature. [List of paintings by Thomas Cole - Wikipedia](#)



Cole's paintings of Niagra Falls (Left) and the Garden of Eden (right).



3. Yellowstone was the first US National Park, established during the Romantic Era, an era known for its love of nature. If you live in the States, go to your nearest National Park. Make a piece of artwork, like the ones below, inspired by your visit.



Index Peak Yellowstone National Park
by, Thomas Moran (Left)




Sunset in the Yosemite Valley
by, Albert Bierstadt (Right)

4. Edgar Allan Poe was a writer during the Romantic Era. Read on of his stories, such as "The Cask of Amontillado."
5. Try a "Complete the Picture" activity with Romantic Art with the worksheets below.

Complete the Picture

Use crayons, markers, pencils or paint to complete what you think the rest of the picture should be.
Compare your finished product with the original artwork.




Complete the Picture

Original art by, Francisco Goya – The Colossus




Complete the Picture


Use crayons, markers, pencils or paint to complete what you think the rest of the picture should be.
Compare your finished product with the original artwork.



Complete the Picture

Original art by William Turner - Totnes, in the River Dart





Art Appreciation – Romanticism

Thank you for downloading the Romanticism Study Guide. All of the curriculum on my website is intended for home use. There are Amazon Affiliated links on my site of any books or supplies I mention. If you decide to buy any of them, please use the links on my website. I take no credit for most of the images I use. It's either on-line clip art or pictures that I may or may not modify, or drawings from my son, Sky Bott. He asks that I mention his YouTube channel, MrSkyPanda. It's a family friendly channel. I'm especially proud of the CandyWorld Episodes.

If you really enjoy Twelve Oaks Schoolhouse curriculum and printables, consider donating on the website.

twelveoaksschoolhouse.com

Kendra Bott