

Drawing

Definition - a picture or diagram made with a pencil, pen, chalk, stylus, or crayon rather than paint, especially one drawn in monochrome



(drawings by da Vinci, Van Gogh and Picasso)

Books: There are so many drawing books you could choose from, look at your local library or bookstore. Below are just a few of the many I found on Amazon.

All the Things: How to Draw Books for Kids by Alli Koch

30-Minute Drawing for Beginners: Easy Step-by-Step Lessons & Techniques for Landscapes, Still Lifes, Figures, and More by Jordan DeWilde

How to Draw: Easy Techniques and Step-by-Step Drawings for Kids by Aaria Baid

How to Draw People: Step-by-Step Face and Figure Drawing Projects (Beginner Drawing Guides) by Alisa Calder

My First I Can Draw by Thomas Nelson

YouTube Videos:

[Learn How to Draw for Beginners - Episode 1 - YouTube](#) (see also [Brad's Art School - YouTube](#))

[HOW TO DRAW: FACE | Basic Proportion - YouTube](#)


[Easy Bird Drawing for Kids || How to Draw Bird for Kids \(6 types of easy Bird Drawing\) - YouTube](#)

[Art for Kids Hub - YouTube](#)

[Mr. Otter Art Studio - YouTube](#)

Young Kids/ Easy Beginner Drawing Activities

1. Shadow Drawing. Draw the shadows of favorite toys, flowers or people.



2. Symmetry Drawing. Download Symmetry drawing printables here – [Symmetry Picture Drawing | Totschooling - Toddler, Preschool, Kindergarten Educational Printables](#) Students can draw the second half of the picture.



3. Finish the picture. Cut out part of a picture from a magazine. Paste it to drawing paper. Have your student draw the rest of the picture however they want.



10 GRATITUDE-FOCUSED DRAWING PROMPTS FOR KIDS

Older Kids/ Easy Drawing Activities

1. Gratitude drawing prompts.

- 1 — Draw something that makes you happy.
- 2 — Draw something you couldn't live without.
- 3 — Draw someone who helps you.
- 4 — Draw something that makes you smile.
- 5 — Draw something you love to do.
- 6 — Draw something you are thankful for.
- 7 — Draw someone you love.
- 8 — Draw something you think is fun.
- 9 — Draw something that makes you feel good.
- 10 — Draw something that makes you laugh.

2. Directed drawing - [Free Printable Fall Directed Drawing \(thekeeperofthememories.com\)](#)

FREE PRINTABLE DIRECTED DRAWING



3. Roll a drawing (printable game sheet below)
4. More Drawing games - [Drawing Games Ideas for Kids : Doodling Pencil and Paper Boredom Busters - Kids Crafts & Activities - Kids Crafts & Activities \(artistshelpingchildren.org\)](#)



ROLL-A-LANDSCAPE

1st Turn Air/Sky						
2nd Turn Background						
3rd Turn Foreground						
4th Turn Trees						
5th Turn Flowers						
6th Turn Extras						

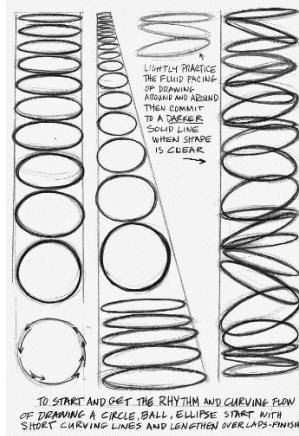


ROLL-A-FACE


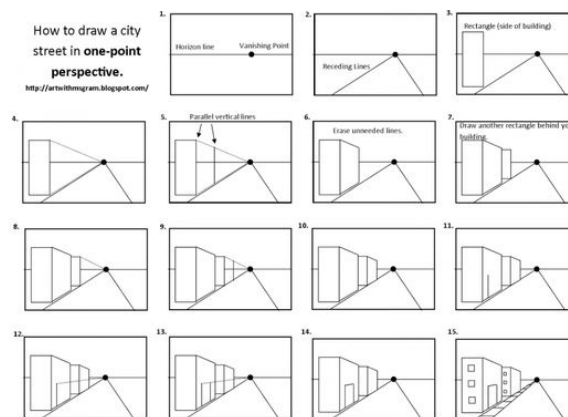
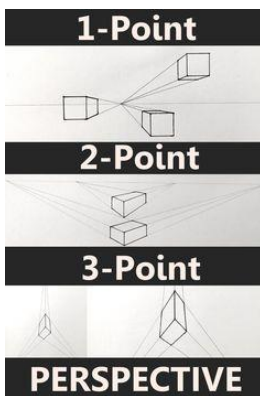
1st Turn Face Shape						
2nd Turn Eyes						
3rd Turn Nose						
4th Turn Mouth						
5th Turn Ears						
6th Turn Hair						

More Advanced Drawing Activities

1. Draw the same thing three different times, once in pencil, once in crayon, once using chalk. Observe the differences in each drawing. How did the different drawing tool change the picture? Which do you like using more?
2. Try some sketching practice lessons from this website - [Creative Form Sketching 2015: Lines, Ellipses, Arcs and Curves](#)

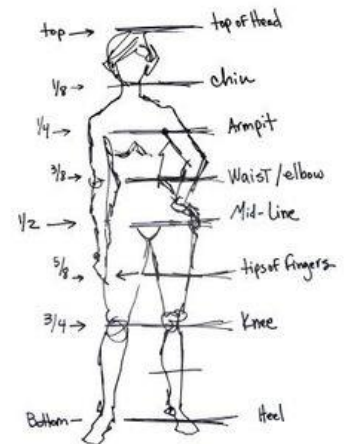



3. Perspective Drawing - [How to Draw in Linear & Atmospheric Perspective - Beginners Guide \(ranartblog.com\)](#)




4. Practice shading - [Tonal value drawing - Step by step tonal value tutorial \(artstudiolife.com\)](#)

5. Figure Drawing - [Alphonso Dunn - YouTube](#)
[The Beginner's Guide to Figure Drawing - The Curiously Creative](#)



6. Draw a self portrait
7. Try a 30-day drawing challenge (draw something new each day for a month) Use this list - [30 day drawing challenge - Autumn Seybert](#) or find another.



Art Appreciation ~ Drawing

Thank you for downloading the Drawing Study Guide. All of the curriculum on my website is intended for home use. There are Amazon Affiliated links on my site of any books or supplies I mention. If you decide to buy any of them, please use the links on my website. I take no credit for most of the images I use. It's either on-line clip art or pictures that I may or may not modify, or drawings from my son, Sky Bott. He asks that I mention his YouTube channel, MrSkyPanda. It's a family friendly channel. I'm especially proud of the CandyWorld Episodes.

If you really enjoy Twelve Oaks Schoolhouse curriculum and printables, consider donating on the website.

twelveoaksschoolhouse.com

Kendra Bott